


Embra UK Ltd

3 Victoria Road East
Thornton-Cleveleys
Lancashire
FY5 5HT

Tel: 01253-859000
Fax: 01253-829000
Email: embra@provider.co.uk
VAT No. 636 4526 31

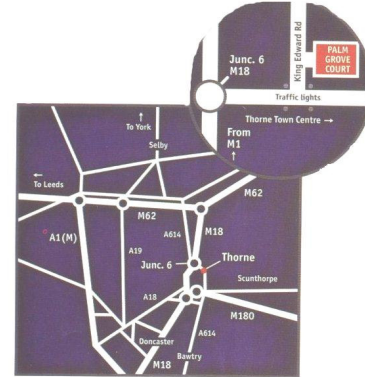


Visit our website www.westshore.co.uk

Palm Grove Court, King Edward Road, Thorne, Nr Doncaster DN8 4EB

Palm Grove Court is a beautiful park surrounded by open recreation land, yet close to all amenities. It has been established for retired and semi-retired people looking for a well-planned, easily maintained home in peaceful and tranquil surroundings. Pets are allowed at the discretion of the Park Owner. Because it is close to the M18, with links to several other motorways, it is an ideal base for travelling both north and south and it is less than an hour's drive to Derbyshire's magnificent Peak District.

There are so many things to look forward to, once you decide to move to Palm Grove Court. You will be within easy reach, by car or local bus, of a wide range of activities and local places of interest. Palm Grove Court is situated in the bustling market town of Thorne, on the edge of the Trent Valley.



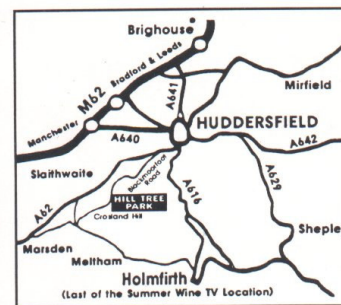
There are shops and pubs within easy walking distance of Palm Grove Court. It is only a comfortable stroll to the centre of Thorne, which has three open markets a week and all the usual shopping facilities.

Hill Tree Park, Blackmoorfoot Road, Crosland Hill, Huddersfield HD4 7AF

On arrival at Hill Tree Park you will be immediately impressed by the location and the dramatic views, it's elevated position allows you to see for miles across the Pennine chain, whilst opposite our entrance is the Crosland Heath Golf Club.

Hill Tree Park is strategically placed for easy access to the major cities of both Yorkshire and Lancashire. Local facilities are within easy reach by car or Public transport, which passes the Park gate.

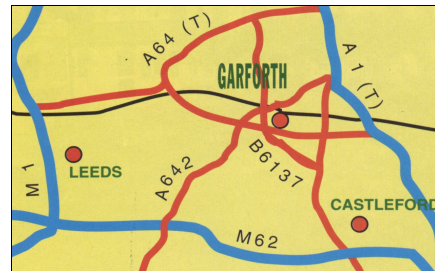
The Park itself benefits from Tarmac roads with street lighting and the advantage of parking beside your own home, with additional car parks for visitors. All mains services are provided with Natural Gas and Cable TV.



Cliff Top Park, Selby Road, Garforth, Leeds LS25 2AH

Cliff Top Park is a quaint residential park nestled in the Yorkshire countryside situated in a gloriously elevated position 5 minutes from the town of Garforth and 15 minutes from Leeds city centre.

Despite its rural setting, Cliff Top Park is well placed for access to all local facilities and, with a small commuter bus operating from the site every two hours during the day, transport isn't a problem. Nearby Garforth boasts two large supermarkets, a sizeable collection of small shops, a doctor's surgery, chemist and, basically everything necessary for daily shopping requirements.



As might be imagined, Cliff Top Park is a popular residential development, which boasts all the normal services you would expect to find in a traditional housing estate. All mains services are available to the homes, apart from gas, which is LPG from small tanks located discreetly in all gardens.